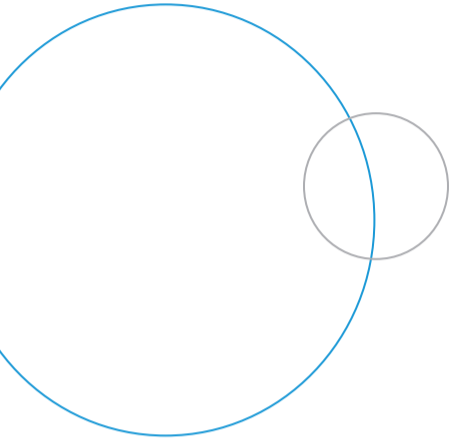


## WHAT TO DO WHEN YOUR SPA IS DELIVERED?

Buying a spa is a project in itself and may require some time and thinking from every new spa owner. Here are some **additional specs** and **answers to the common questions** about the **Orion** spa.



Place on a solid and well-leveled surface (wooden patio, lawn, rock dust, concrete slab, etc.).



Fill with your garden hose through the skimmer.



Plug it into a standard 120V (15 amp) outdoor electrical outlet or convert it to 240V (40 amp) with the help of an electrician.

### COVER LIFTER

The model **#139-Rock-It** is suitable for the Orion spa and can be ordered from your retailer.

### ACCESS

The four sides of the spa are made up of removable panels allowing access to the pump and mechanics.


The spa cover requires a minimal space of 18' when opened and slid completely to the side.

\* DO NOT PLUG INTO A GCFI RECEPTACLE OR USE WITH AN EXTENSION.




For details about **starting and maintaining** the spa, be sure to check the **user's guide**.

### Cover Opening Direction



The front of the spa is here, when you're facing the keypad!

## FEATURES (WHEN IN FRONT OF THE SPA)



DIMENSIONS: 82" X 82" X 34"

INTERIOR DRAINING VALVE ON THE RIGHT SIDE

SPA PACK LOCATED IN FRONT OF THE SPA

PUMP LOCATED IN FRONT OF THE SPA

GFCI WIRE LOCATED IN FRONT, TO THE LEFT

FILTER CARTRIDGE: #105-0905

## FREQUENTLY ASKED QUESTIONS

### CAN I INSTALL IT ON MY PATIO?

Yes, if you make sure your structure can withstand the weight of the spa once filled. Make sure your spa cover is safe from the ice falling from your roof.

### CAN I PUT IT IN A CORNER?

Yes, only if you retain access to the pump and mechanics via the removable panel. Keep in mind that the spa cover will slide along one side of your spa.

### HOW LONG IS THE POWER CORD?

The spa is equipped with a 15' wire (3' inside and 12' outside). It's a GFCI-protected wire cord with a reset button ready to plug into a standard 120V electrical socket.



Having any questions?  
Send us an email: [info@purspas.com](mailto:info@purspas.com)